

A5 EMBOSSSED WIRO COVER GUIDE

Here is a guide for the A5 Wirobound covers we use at TOAD Diaries. This template allows you to get the files laid out correctly so when production starts we can be confident we get the best results.

This template enables you to design your covers to the right correct scale, positioning and bleed

FINISHED CUT SIZE 148 x 210

Creative: jacob@toaddiaries.co.uk

Accounts: chris@toaddiaries.co.uk


THE TOAD[®] HUB



GREAT RESULTS IN 3 EASY STEPS

STEP 1:

Download the guide



STEP 2:

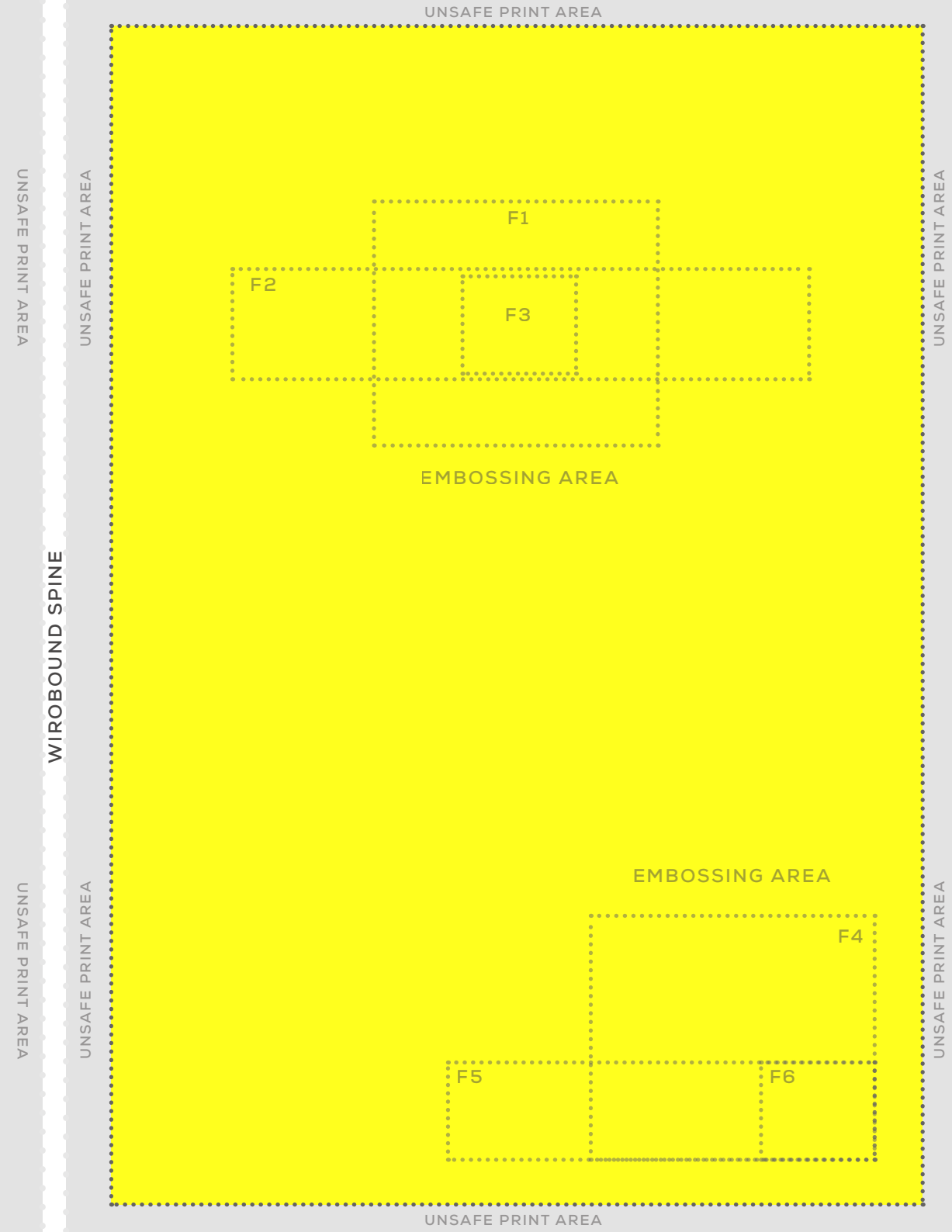

Overlay your design and check the prin/cut areas



STEP 3:

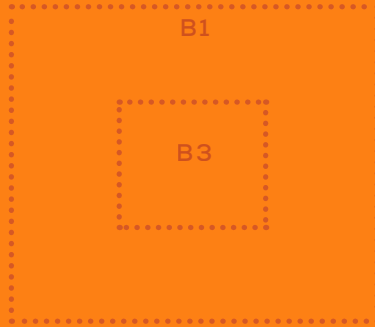
Export and send you final print ready design to us





UNSAFE PRINT AREA

UNSAFE PRINT AREA



EMBOSSING AREA

UNSAFE PRINT AREA

WIROBOUND SPINE

UNSAFE PRINT AREA

UNSAFE PRINT AREA

EMBOSSING AREA



UNSAFE PRINT AREA

UNSAFE PRINT AREA

UNSAFE PRINT AREA



EMBOSSING AREA

UNSAFE PRINT AREA

EMBOSSING AREA



UNSAFE PRINT AREA

UNSAFE PRINT AREA

UNSAFE PRINT AREA

My Everyday Diary

WIROBOUND SPINE



Acrobat²
CALIBRATED TIP WIRE GUIDE

GLOSSARY

Bleed

This is the area around all print work which will be cut off during production to make sure the artwork runs to the edge of the page

Print Safe Area

This is the area which can guaranteed to be visible and correctly positioned

Print Unsave Area

Is the area that can sometimes be slightly effected by the cut process so no logos or important imagery should be in this area

Emboss

This is the function of applying Blind or Foil lettering or logos to the cover of a book

Emboss Area

These are the areas we recommed for logo and text embossing

CONTACT

Creative: Jacob@toaddiaries.co.uk

Accounts: Chris@toaddiaries.co.uk

TOAD DESIGN GROUP:

TEL: +44(0)14844 400232

Unit 2, Sherwood Road,
Armytage Industrial Estate
Brighouse
West Yorkshire
United Kingdom
HD6 1QG